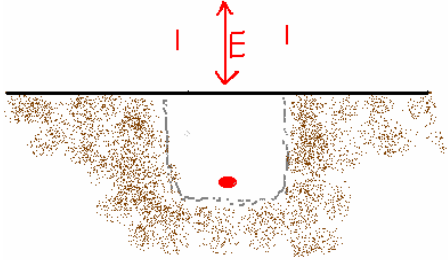


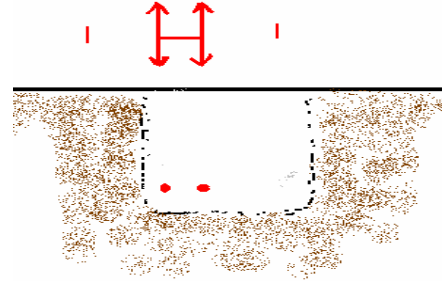
Utility Marking Guidelines

New Marking Procedures being used in New England for utilities that On Target Utility Serves.

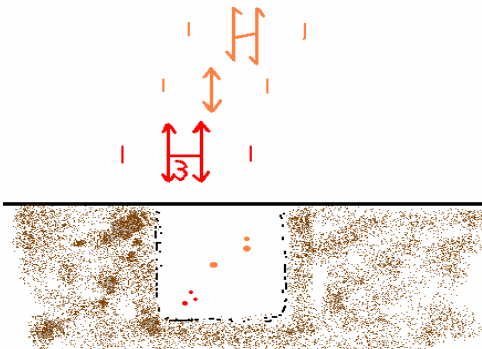
These may be used by other Utilities in New England BUT are not limiting anyone from using other marking technique's within the laws of any particular state. These markings were designed in part using CGA Best Practice Version 2.0.



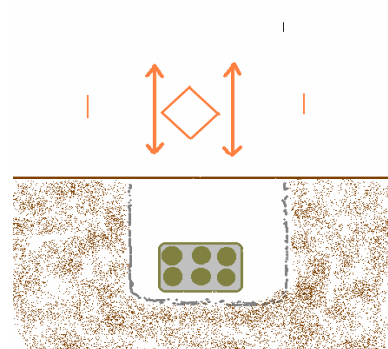
A Single Double Ended Arrow on the ground for a SINGLE cable or wire below.
Corridor markings placed approx. 18" each side




2 Single Double ended arrows with a line connecting to make an H. Will be on any markout when Multiple buried cables of Same utility are known.



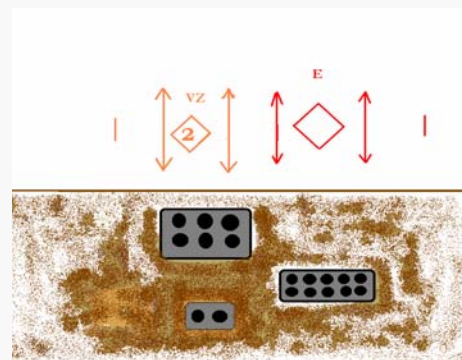
Multiple cables same trench. Staggered marks for different Utilities. Lightning bolt for CATV.
Number # of cables inside H.



2 Single Double ended Arrows With a Diamond in between.
This mark will be on any Multiple Duct Structure



Multiple Duct Structures Marked out separately with Utility ID and Proper Color Orange Telecommunication Red Electric



When multiple structures are known to be on top of each other the # will be placed inside the Diamond.